

A new Colour Reconnection model within PYTHIA

Jesper Roy Christiansen

Lund University

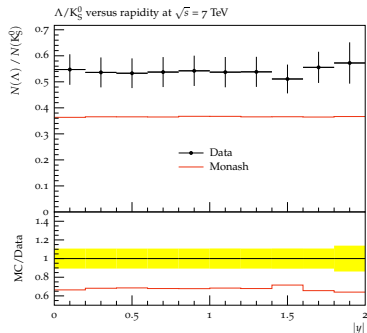
November 3, 2014
MPI@LHC

Talk overview

- Motivation
- New beam remnant model
- New colour reconnection model
- Conclusion

Motivation

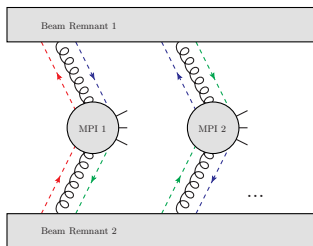
- We want to introduce more of the SU(3) structure from QCD into the description
- Provide a better description of especially Λ production at hadron colliders.
- Top mass measurement - see T. Sjöstrand's talk



(arXiv:1102.4282)

New beam remnant model

- The beam remnant model comes after the perturbative machinery
- Overall idea of the model:
 - ▶ A game of conservation laws
 - ▶ Add the minimal required amount of extra particles



- Example of two scattered gluons from a proton:

Flavour conservation

Add two up and one down quark

Baryon number conservation

Turn two quarks into a diquark

Energy/momentum conservation

Choose x according to modified PDFs and rescale to match overall momentum conservation

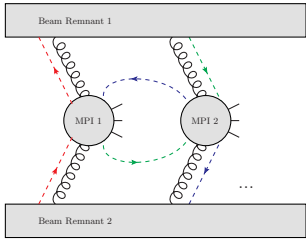
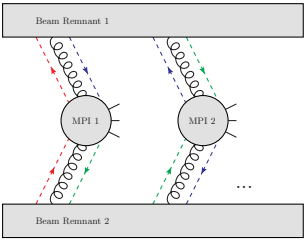
New beam remnant model - colour conservation

Possible colour states for the two gluons:

$$8 \otimes 8 = 27 \oplus 10 \oplus \overline{10} \oplus 8 \oplus 8 \oplus 1$$

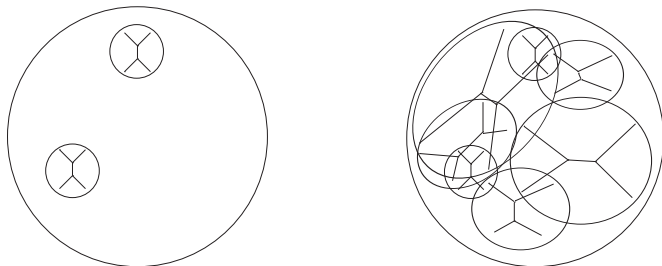
<p>27</p> <p>2 C & 2 AC + 1 gluon</p>	<p>$\overline{10}$</p> <p>0 C & 3 AC + 0 gluon (junction)</p>	<p>10</p> <p>3 C & 0 AC + 1 gluon (junction)</p>	<p>8</p> <p>1 C & 1 AC + 0 gluon</p>	<p>1</p> <p>0 C & 0 AC + 0 gluon (not allowed)</p>
--	---	---	---	---

Examples of the **27** and the **8** configurations:



Saturation

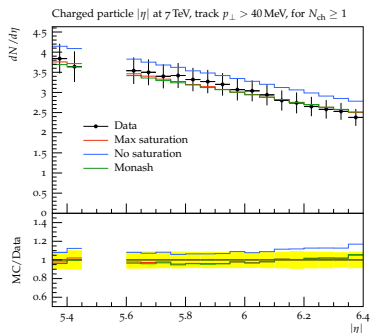
Are the partons uncorrelated?



Included as a simple suppression: $\exp(-M/k)$,
where M is the multiplet size and k is a free parameter

Comparisons to data

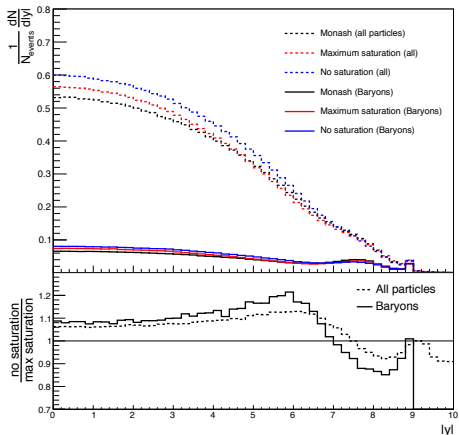
- Relative large x and small $p_{\perp} \Rightarrow$ forward physics
- Comparison to forward TOTEM measurements.
- 10 % difference between no and maximal saturation
- The old model is similar to maximal saturation



(arXiv:1205.4105)

Baryon production

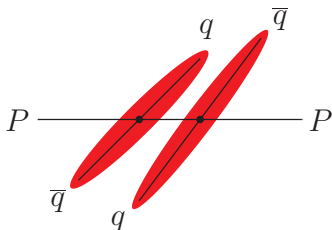
- The new models allow for additional production of junction structures
- Comparison between maximal saturation and no saturation as a function of rapidity.
- Only directly produced particles
(HadronLevel:decay = off)



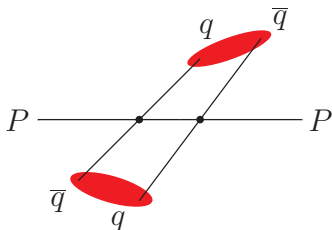
New colour reconnection model

- Colour reconnection allows us to reshuffle the colours before hadronization
- New model relies on two main principles
 - ▶ SU(3) colour rules from QCD - tells us which reconnections are allowed
 - ▶ minimize λ measure - tells us which reconnections are preferred

Before colour reconnection




After colour reconnection




Possible reconnections

Ordinary string reconnection



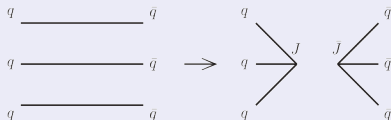
($q\bar{q}$: 1/9, gg: 1/8, model: 1/9)

Double junction reconnection



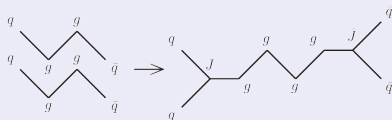
(qq : 1/3, gg: 10/64, model: 2/9)

Triple junction reconnection



($q\bar{q}$: 1/27, gg: 5/256, model: 2/81)

Zippering reconnection



(Depends on number of gluons)

The λ measure

- The λ -measure is the rapidity span of a string
- $\lambda \approx \sum_{\text{dipoles}} \log\left(1 + \frac{s_i}{2m_0^2}\right)$
- Add free parameter for minimum gain for junction structures (allow negative for enhancement)

Generalization of λ -measure ($s \gg m_0^2$)

$$\lambda = \log\left(1 + \frac{s}{2m_0^2}\right) \Rightarrow$$

$$\lambda = \log\left(\frac{\sqrt{2}E_1}{m_0}\right) + \log\left(\frac{\sqrt{2}E_2}{m_0}\right)$$

(dipole restframe)

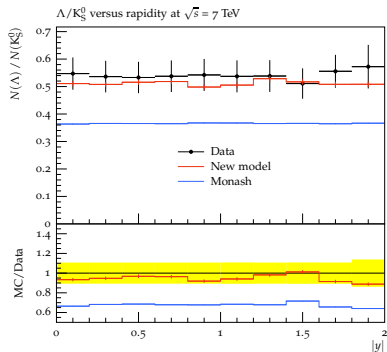
Interpret as contributions from each dipole end, similar for junctions except for three legs:

$$\lambda = \log\left(\frac{\sqrt{2}E_1}{m_0}\right) + \log\left(\frac{\sqrt{2}E_2}{m_0}\right) + \log\left(\frac{\sqrt{2}E_3}{m_0}\right)$$

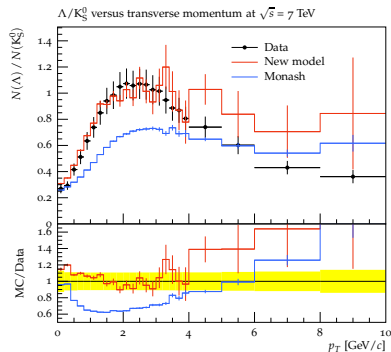
To handle ($s \sim m_0^2$):

$$\log\left(\frac{\sqrt{2}E_1}{m_0}\right) \rightarrow \log\left(1 + \frac{\sqrt{2}E_1}{m_0}\right)$$

Comparison to LHC data



(arXiv:1102.4282)

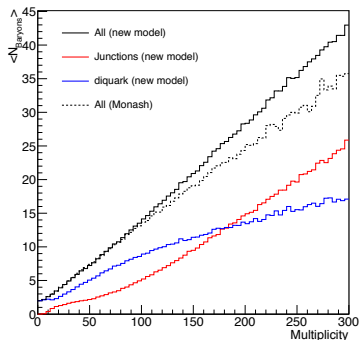


(arXiv:1102.4282)

- Can describe Λ/K_S ratios (tuned)

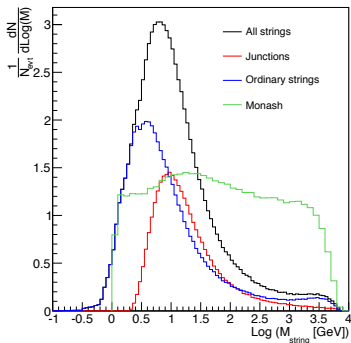
Distinguish new model from old model

- Observables to distinguish junction baryons from diquark baryons
- Best observable found so far can be seen on the right (again hadron decays are turned off)
- Still looking for more observables
- The difference between Monash and the diquark curve can be understood by looking at the masses of the strings



Distinguish new model from old model

- Observables to distinguish junction baryons from diquark baryons
- Best observable found so far can be seen on the right (again hadron decays are turned off)
- Still looking for more observables
- The difference between Monash and the diquark curve can be understood by looking at the masses of the strings

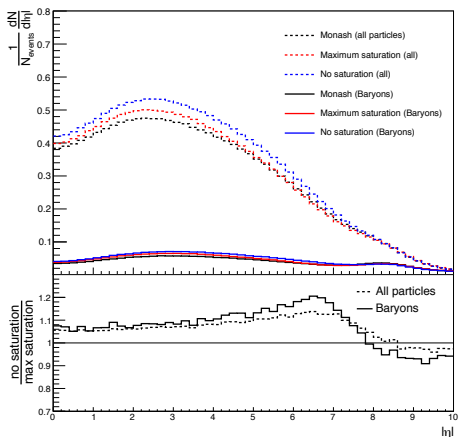


Conclusion

- Only possible to distinguish new beam remnant model from old model in very forward regions
- The new colour reconnection model can be used to describe the Λ -production
- Both models are released along with PYTHIA 8.2
- Future plan:
 - ▶ Identify more observables that can distinguish junction baryons from diquark baryons
 - ▶ Apply model to the top mass measurement

Baryon production

- The new models allow for additional production of junction structures
- Comparison between maximal saturation and no saturation as a function rapidity.
- Only directly produced particles
(HadronLevel:decay = off)



Tuning

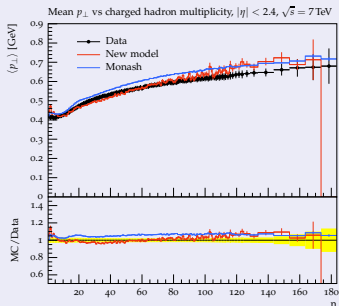
LEP tuning

par	Monash	new
$\sigma_{p\perp}$	0.335	0.305
aLund	0.68	0.38
bLund	0.98	0.64
StoUD	0.217	0.19

- First tune iteration, still needs several additional iterations

LHC tuning

par	Monash	new
p_{\perp}^{ref}	2.28	2.15
m_0	-	2.8
MinGainJun	-	-0.65

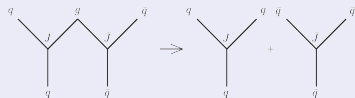


(arXiv:1011.5531)

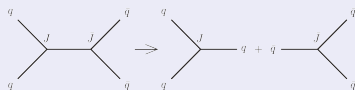
Additional details

- Only local minimization
- Ignore dipoles with invariant mass below m_0
- No annihilation of junctions
 - Start with ordinary reconnection
- The hadronization can not handle junction connected with other junctions - need to split them up (see examples)

Gluon splitting



Double junction



Multi junction

